

ONKYO SERVICE MANUAL


AUTOMATIC RETURN TURNTABLE Model CP-1100A



UDN

120V AC, 60Hz

SAFETY-RELATED COMPONENT WARNING!!

COMPONENTS IDENTIFIED BY MARK  ON THE SCHEMATIC DIAGRAM AND IN THE PARTS LIST ARE CRITICAL FOR RISK OF FIRE AND ELECTRIC SHOCK. REPLACE THESE COMPONENTS WITH ONKYO PARTS WHOSE PARTS NUMBERS APPEAR AS SHOWN IN THIS MANUAL.

MAKE LEAKAGE-CURRENT OR RESISTANCE MEASUREMENTS TO DETERMINE THAT EXPOSED PARTS ARE ACCEPTABLY INSULATED FROM THE SUPPLY CIRCUIT BEFORE RETURNING THE APPLIANCE TO THE CUSTOMER.

SPECIFICATIONS

Type:	2-speed automatic-return turntable with cueing lever
Turntable Platter:	31 cm (12-1/4") Aluminum diecast
Motor:	DC servo
Speeds:	33-1/3 rpm, 45 rpm
Wow & Flutter:	0.045% WRMS
Signal-to-Noise Ratio:	66 dB (DIN-B)
Tonearm:	Lightweight straight-line static balanced pipe tonearm with detachable headshell (ADC type connector) and counterweight with direct tracking force read out.
Effective Arm Length:	210 mm (8-5/16")
Overhang:	13 mm (1/2")
Maximum Tracking Error:	+4.5 degrees, -1 degree
Usable Cartridge Weight:	Min. 5.0 g, Max. 9.0 g
Cartridge:	
Type:	Induced magnet OC-73M
Frequency Response:	20 Hz - 20,000 Hz
Recommended Load Impedance:	47 kohms
Recommended Tracking Force:	2 grams
Output Voltage:	2.5 mV
Replacement Stylus:	DN-73ST
Power Supply:	AC 120V, 60 Hz
Dimensions (W x H x D):	418mm x 128mm x 374mm 16-1/2" x 5" x 14-6/8"
Weight:	3.0kg (6.6lbs)


Optional Recommended Headshell: SH-21F

In the interest of further product improvements, specifications are subject to change without notice.

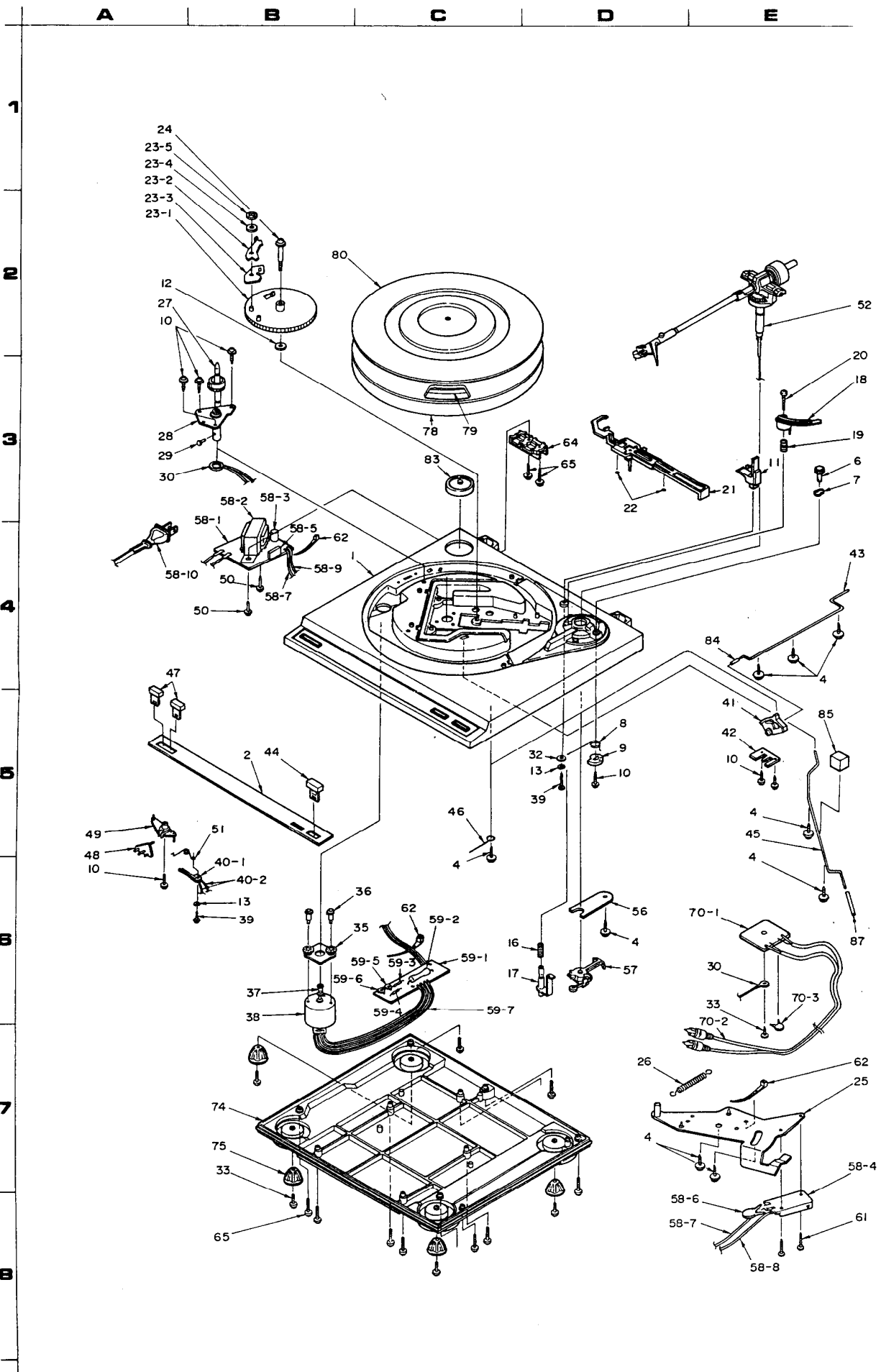
ONKYO
AUDIO COMPONENTS

PARTS LIST

REF. NO.	PART NO.	DESCRIPTION	REF. NO.	PART NO.	DESCRIPTION
1	28110484	CABINET	47	28322098	BUTTON (SP)
2	27262505	PLATE	48	24504316	SPEED SELECTOR ARM
4	801295	TAPPING SCREW 3STW+8B	49	24504417	CAM
6	24501571	KNOB AS (I.F.C.)	50	831130128	TAP-TIGHT SCREW 3TTW+12B
7	24506243	WAVE WASHER	51	24503113	SPRING
8	24503131	SPRING (I.F.C.)	52	24501528	PU ARM
9	24504271	I.F.C. CAM	52-1	24501321A	SCREW
10	831430088	TAP-TIGHT SCREW 3TTW+8BBC	52-2	24501471	COUNTER WEIGHT
11	24509294	ARM REST AS	52-3	24501354	HEAD SHELL
12	87613008	WASHER W3x8FN	52-4	242981	OC-73M
13	871430	SPRING WASHER SW-3 BC	52-5	242982	DN-73ST
16	24503166	SPRING (EV)	56	24506787	PLATE (PU)
17	24506660-1	SHAFT (EL)	57	24509301	ACTUATING ARM AS
18	24504321	ELEVATION PLATE	58	24502244	P.C.B. AS (POWER SUPPLY)
19	24503144	SPRING	58-2	2300176	NPT-948D
20	24502211	COSMETIC SCREW CT2.6+14	58-4	24503023	MICRO SWITCH
21	24506661	ACTUATING ARM	58-5	22380011	S1VB10
22	270555	STEEL BALL	58-6	335624730	0.047μF 50V
23	24506662	MAIN GEAR AS 2	58-10	253099C	AC CORD
23-1	24503032	MAIN GEAR AS	59	24502207	P.C.B. AS (MOTOR)
23-2	24506663	CLUTCH	59-5	5215044	NO8HR5KBC
23-3	24506664	CLUTCH GUIDE	59-6	5215046	NO8HR50KBC
23-4	87613008	WASHER W3x8F	61	82142614	PAN-HEAD SCREW 2.6P+14FN
23-5	891030	STOP RING CS-3	62	260208	SK BINDER
24	24506537	SCREW	64	24506517	CORD HOLDER
25	24506220	ACTUATING PLATE AS	65	831430168	TAP-TIGHT SCREW 3TTW+16B
26	24503146	SPRING (OPE)	70	24502245	P.C.B. AS (PHONO)
27	24502163	PLATTER SHAFT	70-2	24505253	SHIELD WIRE AS
28	24502164	PLATTER SHAFT BEARING	74	27170161A	BOTTOM BOARD
29	24502165	PIN	75	27175043	LEG
30	24505179-1	LEAD AS (GND)	78	24502158	PLATTER
32	87613006	WASHER FW3.2x6x5	79	242129B	DRIVER BELT
33	831130108	TAP-TIGHT SCREW 3TTW+10B	80	24509323	PLATTER MAT
35	24502247	MOTOR AS	83	292093	45 RPM ADAPTER
35	24506786	CUSHION (MOTOR)	84	75230	1.6φ TUBE
36	24506788	SCREW M2.6x6x8	85	24509373	CUSHION
37	24502191	MOTOR PULLEY	87	79003	φ1.7x28 TUBE
38	24502242	MOTOR			
39	834430128	TAP-TIGHT SCREW 3TTS+12BB			
40	24504427	LEAF SWITCH AS			
40-1	24504428	LEAF SWITCH			
41	24603306	CUEING LEVER			
42	24504402	HOLDER (LEVER)			
43	24504416	QUE ROD			
44	28322097	BUTTON (REJ)			
45	24503135	SPRING (REJ)			
46	24503136	SPRING (BUTTON)			

NOTE: THE COMPONENTS IDENTIFIED BY MARK  ARE CRITICAL FOR RISK OF FIRE AND ELECTRIC SHOCK. REPLACE ONLY WITH PART NUMBER SPECIFIED.

EXPLODED VIEW



SERVICE PROCEDURES

Instruction resistance measurement

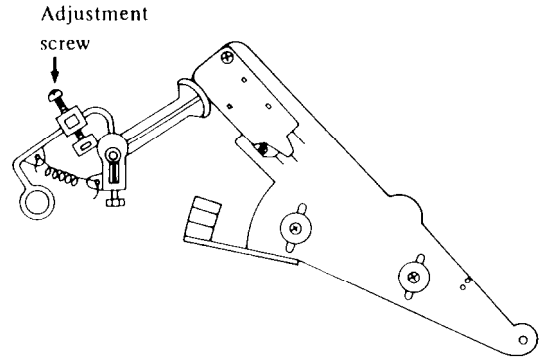
Connect the insulating-resistance tester between the plug of power supply cord and chassis.

Specifications: 500 V more than 10 MΩ

ADJUSTMENT PROCEDURES

Automatic shut-off position adjustment

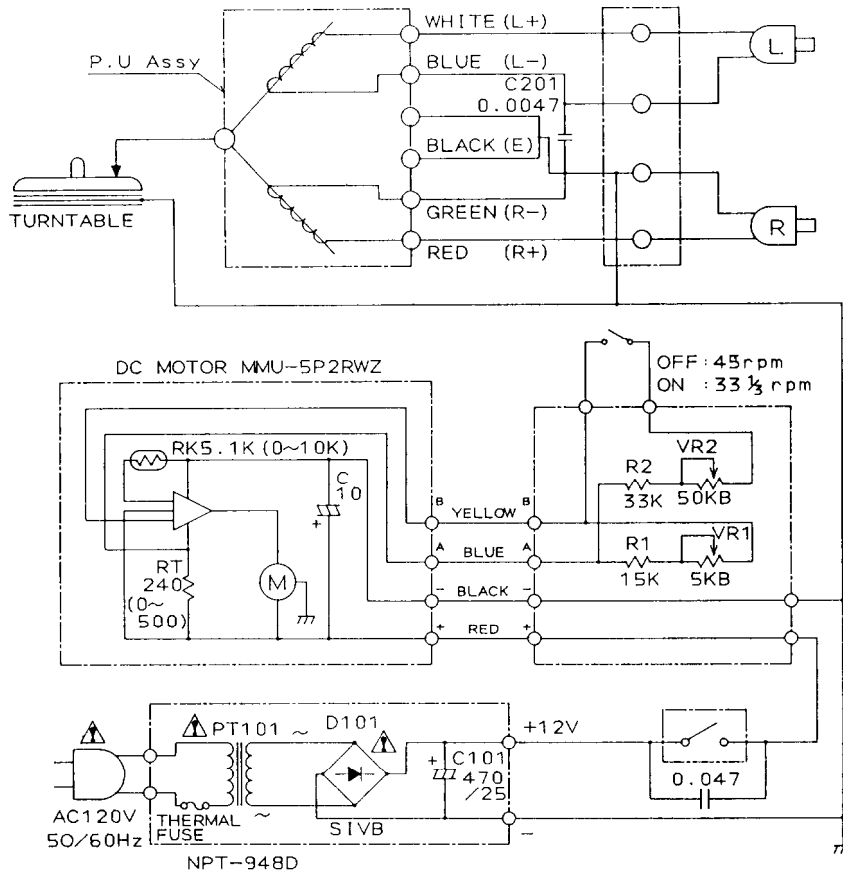
Adjust the shut-off position with the fine adjustment screw. After the adjustment, apply lock-tite to the screw. To adjust the shut-off position for earlier, turn the screw counter-clockwise. To adjust the shut-off position for later, turn the screw clockwise.



Return count

Using test record ONK-1000. 3 m/m pitch return count is 9~16 count.

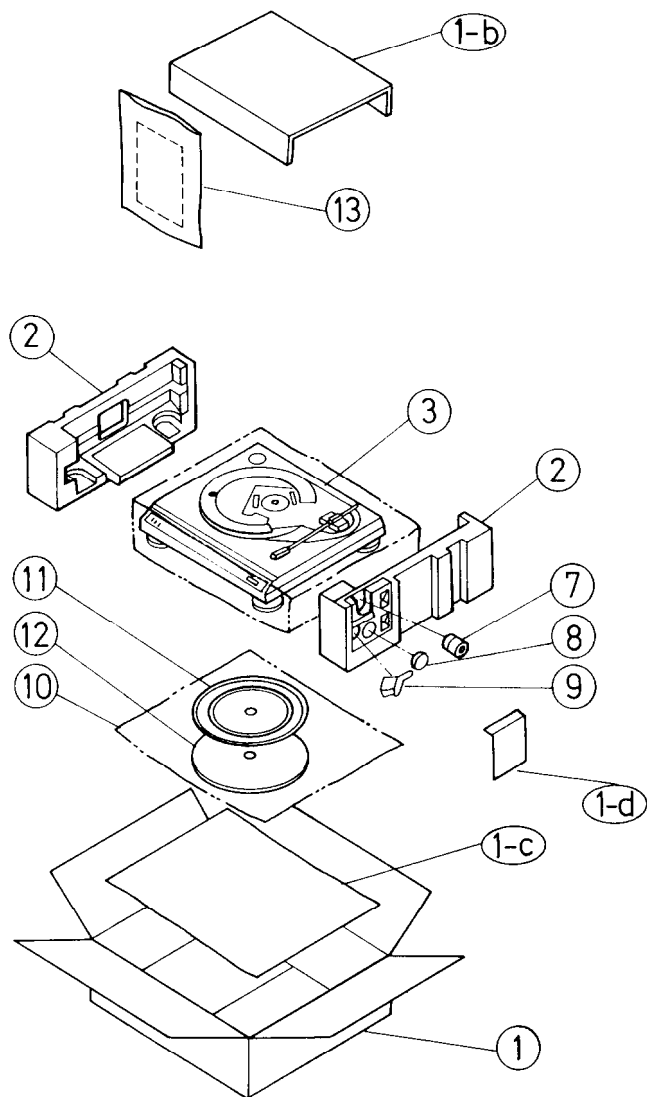
CONNECTION DIAGRAM



NOTES

- ALL RESISTORS ARE IN OHMS 1/4 WATT UNLESS OTHERWISE NOTED.
- ALL CAPASITORS ARE IN μF 50V UNLESS OTHERWISE NOTED.
- ELECTORLYTIC CAPASITORS(=#) ARE IN μF/WV.
- VOLTAGE (MEASURED WITH V.T.V.M.) (NO INPUT SIGNAL).
- CIRCUIT IS SUBJECT TO CHANGE FOR IMPROVEMENT.

PACKING VIEW



REF.NO.	PARTS NO.	DESCRIPTION
1	29051865	MASTER CARTON BOX ASS'Y
1-b	24509371	PAD SHEET (UP)
1-c	24509370	PAD SHEET (BOTTOM)
1-d	24509372	PAD SHEET (SIDE)
2	29090822	SIDE PAD (L+R)
3	29095012-1	PROTECTION SHEET, 500×700
7	2910002	POLY-VINYL BAG
	24501471	COUNTER WEIGHT
8	2910002	POLY-VINYL BAG
	292049A	45 ADAPTOR
9	2910002	POLY-VINYL BAG
	24501354	HEADSHELL ASS'Y
10	29100046	POLY-VINYL BAG, 350×500
11	24502158	PLATER
12	24509323	PLATER MAT
13		ACCESSORY BAG COMPLETE
	29341369	INSTRUCTION MANUAL
	29365019	WARRANTY CARD
	29358002G	SARVICE STATION LIST
	2910005	POLY-VINYL BAG, 220×330

ONKYO CORPORATION

International Division: No. 24 Mori Bldg., 23-5, Nishi-Shimbashi 3-chome, Minato-ku,
 TOKYO 105, JAPAN Tel: 03-432-6987 Fax: 03-436-6979 TLX: 242-3551 ONKYO J
ONKYO U.S.A. CORPORATION
 200 Williams Drive, Ramsey, N.J. 07446, U.S.A. Tel: 201-825-7950 Fax: 201-825-8150